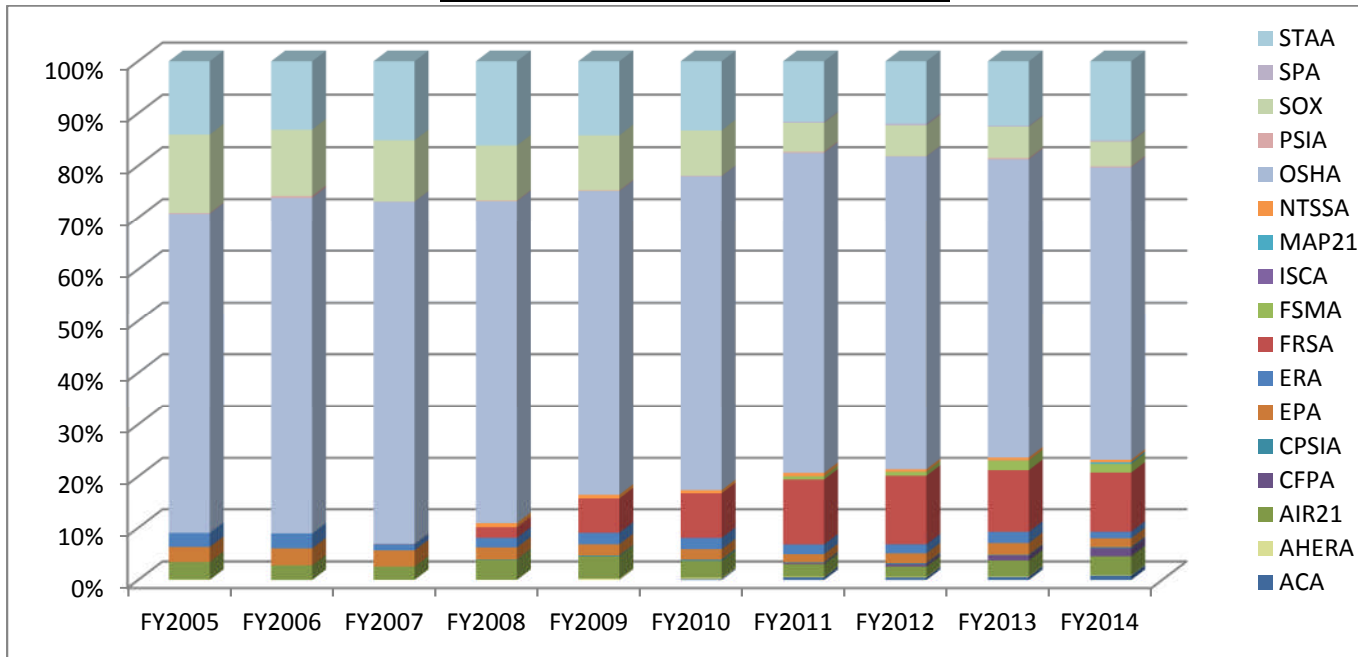
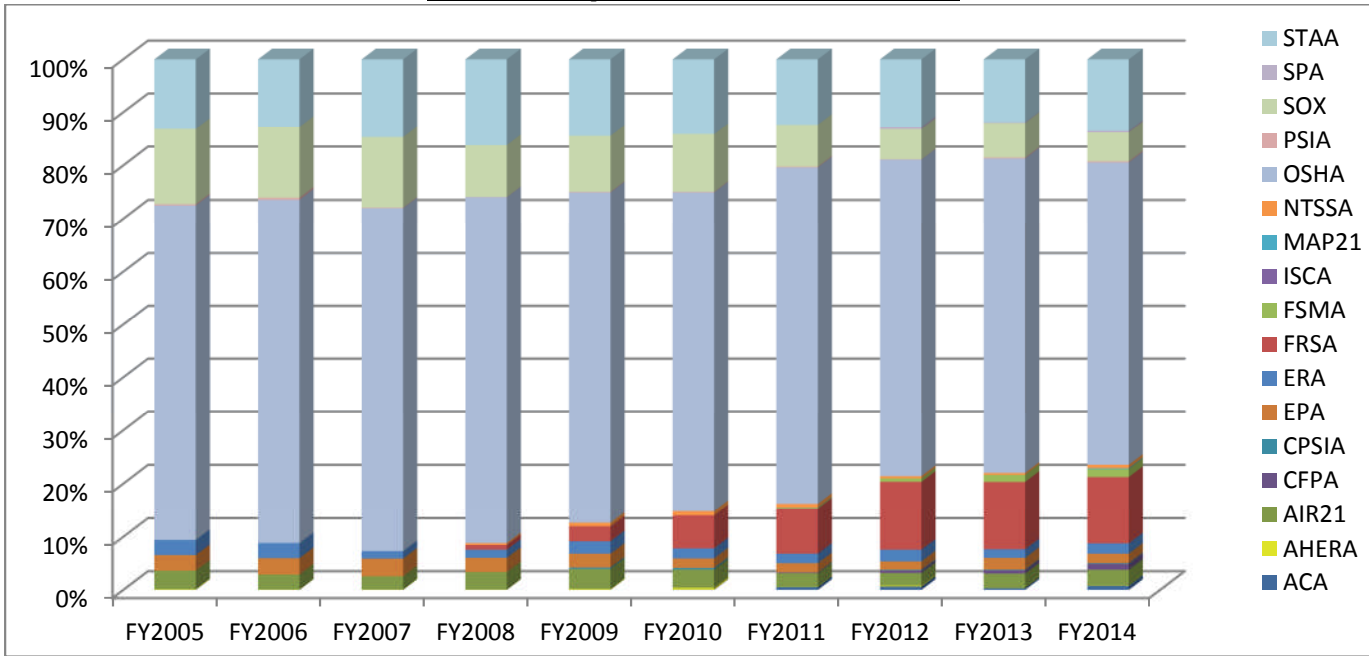


Cases Received: FY2005 - FY2014



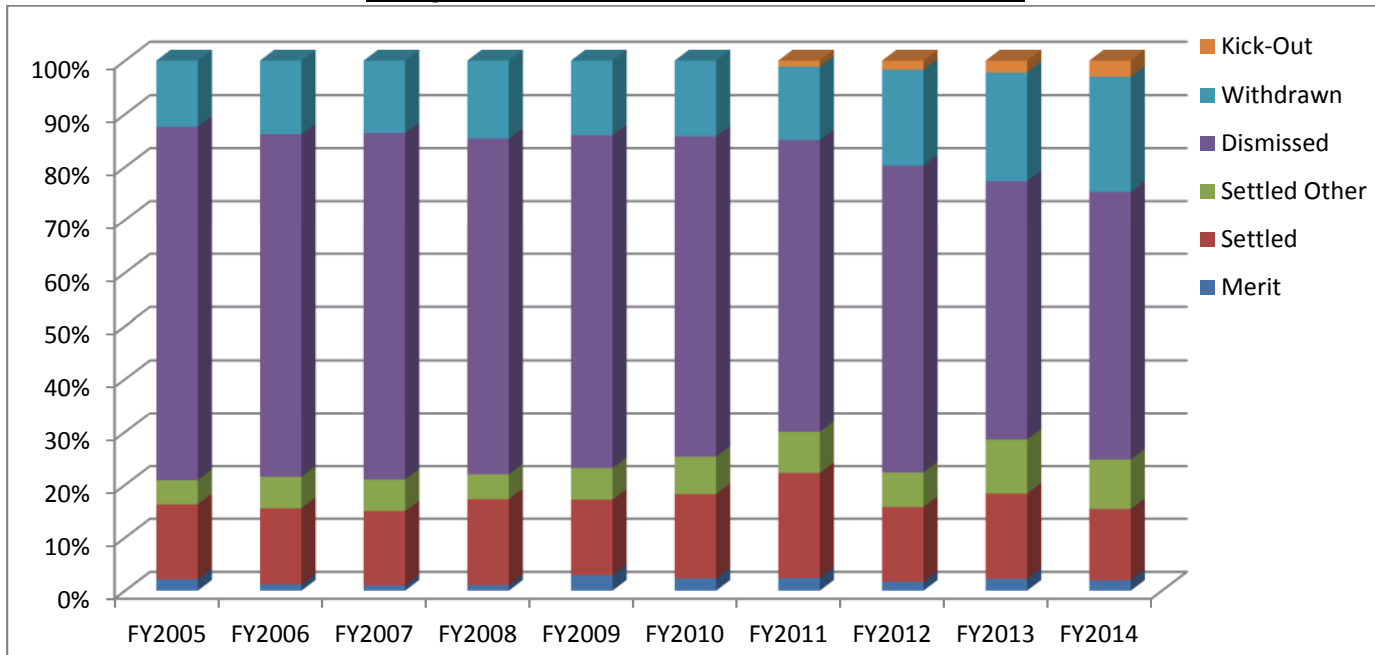
| Cases Received: FY2005 - FY2014 | | | | | | | | | | |
|--|----------------|----------------|----------------|----------------|----------------|----------------|----------------|----------------|----------------|----------------|
| Statute | FY 2005 | FY 2006 | FY 2007 | FY 2008 | FY 2009 | FY 2010 | FY 2011 | FY 2012 | FY 2013 | FY 2014 |
| ACA | 0 | 0 | 0 | 0 | 0 | 4 | 14 | 14 | 18 | 26 |
| AHERA | 2 | 0 | 1 | 1 | 6 | 6 | 3 | 4 | 3 | 3 |
| AIR21 | 65 | 52 | 50 | 85 | 92 | 75 | 66 | 57 | 91 | 111 |
| CFPA | 0 | 0 | 0 | 0 | 0 | 0 | 6 | 14 | 28 | 47 |
| CPSIA | 0 | 0 | 0 | 2 | 4 | 6 | 2 | 5 | 4 | 6 |
| EPA | 56 | 60 | 61 | 51 | 46 | 46 | 42 | 54 | 67 | 52 |
| ERA | 52 | 53 | 23 | 41 | 48 | 50 | 50 | 50 | 64 | 39 |
| FRSA | 0 | 0 | 1 | 45 | 145 | 201 | 340 | 384 | 355 | 351 |
| FSMA | 0 | 0 | 0 | 0 | 0 | 0 | 17 | 22 | 54 | 51 |
| ISCA | 0 | 0 | 0 | 0 | 0 | 1 | 0 | 0 | 0 | 0 |
| MAP21 | 0 | 0 | 0 | 0 | 0 | 0 | 0 | 0 | 1 | 10 |
| NTSSA | 0 | 0 | 0 | 18 | 15 | 14 | 17 | 14 | 17 | 14 |
| OSHA | 1194 | 1195 | 1301 | 1381 | 1267 | 1402 | 1667 | 1745 | 1710 | 1729 |
| PSIA | 3 | 7 | 1 | 3 | 3 | 2 | 6 | 2 | 7 | 6 |
| SOX | 291 | 234 | 231 | 235 | 228 | 201 | 148 | 169 | 177 | 145 |
| SPA | 0 | 0 | 0 | 0 | 0 | 0 | 5 | 9 | 5 | 7 |
| STAA | 271 | 241 | 297 | 357 | 306 | 306 | 314 | 346 | 368 | 463 |
| Total | 1934 | 1842 | 1966 | 2219 | 2160 | 2314 | 2698 | 2889 | 2969 | 3060 |

Cases Completed: FY2005 – FY2014



| Cases Completed: FY2005 – FY2014 | | | | | | | | | | |
|---|----------------|----------------|----------------|----------------|----------------|----------------|----------------|----------------|----------------|----------------|
| Statute | FY 2005 | FY 2006 | FY 2007 | FY 2008 | FY 2009 | FY 2010 | FY 2011 | FY 2012 | FY 2013 | FY 2014 |
| ACA | 0 | 0 | 0 | 0 | 0 | 1 | 11 | 18 | 11 | 25 |
| AHERA | 1 | 1 | 1 | 1 | 3 | 7 | 1 | 5 | 1 | 2 |
| AIR21 | 66 | 54 | 46 | 65 | 71 | 65 | 49 | 66 | 83 | 93 |
| CFPA | 0 | 0 | 0 | 0 | 0 | 0 | 2 | 12 | 19 | 35 |
| CPSIA | 0 | 0 | 0 | 0 | 5 | 6 | 1 | 4 | 4 | 4 |
| EPA | 55 | 57 | 55 | 51 | 49 | 34 | 34 | 44 | 68 | 56 |
| ERA | 52 | 54 | 26 | 31 | 44 | 36 | 35 | 61 | 50 | 61 |
| FRSA | 0 | 0 | 0 | 18 | 53 | 119 | 165 | 354 | 391 | 393 |
| FSMA | 0 | 0 | 0 | 0 | 0 | 0 | 4 | 18 | 41 | 47 |
| ISCA | 0 | 0 | 0 | 0 | 0 | 0 | 1 | 0 | 0 | 0 |
| MAP21 | 0 | 0 | 0 | 0 | 0 | 0 | 0 | 0 | 0 | 5 |
| NTSSA | 0 | 0 | 0 | 6 | 13 | 15 | 13 | 12 | 11 | 20 |
| OSHA | 1160 | 1229 | 1167 | 1255 | 1168 | 1144 | 1235 | 1653 | 1827 | 1794 |
| PSIA | 5 | 6 | 2 | 1 | 2 | 2 | 3 | 2 | 6 | 7 |
| SOX | 252 | 251 | 240 | 191 | 197 | 206 | 153 | 157 | 200 | 171 |
| SPA | 0 | 0 | 0 | 0 | 0 | 0 | 0 | 10 | 4 | 9 |
| STAA | 248 | 246 | 268 | 320 | 271 | 269 | 241 | 355 | 367 | 425 |
| Total | 1839 | 1898 | 1805 | 1938 | 1876 | 1904 | 1948 | 2771 | 3083 | 3147 |

Complaint Determinations¹: FY2005 – FY2014



| Complaint Determinations FY2005 – FY2014 | | | | | | | |
|--|------------|-------------|---------------|--------------|-----------------------|-------------|----------------------|
| Fiscal Year | Merit | Settled | Settled Other | Dismissed | Kick-Out ² | Withdrawn | Total Determinations |
| 2005 | 41 | 269 | 87 | 1270 | N/A | 235 | 1902 |
| 2006 | 23 | 284 | 117 | 1275 | N/A | 272 | 1971 |
| 2007 | 18 | 261 | 112 | 1217 | N/A | 253 | 1861 |
| 2008 | 21 | 328 | 95 | 1280 | N/A | 296 | 2020 |
| 2009 | 57 | 277 | 116 | 1221 | N/A | 272 | 1943 |
| 2010 | 45 | 312 | 138 | 1182 | N/A | 278 | 1955 |
| 2011 | 48 | 400 | 157 | 1110 | 23 | 278 | 2016 |
| 2012 | 48 | 406 | 187 | 1662 | 48 | 518 | 2869 |
| 2013 | 74 | 527 | 333 | 1596 | 73 | 669 | 3272 |
| 2014 | 64 | 441 | 305 | 1652 | 99 | 710 | 3271 |
| Total | 439 | 3505 | 1647 | 13465 | 243 | 3781 | 23080 |

¹ Complaint Determinations gives the total of complainant determinations made in each year. Because determinations are specific to each complainant (i.e. 3 complainants under one docket get 3 different determinations), there are more “determinations” than there are “case closures”.

² A “kick-out” occurs when the complainant brings an action for *de novo* review of the complaint in a United States district court under the circumstances outlined in the statute.

Complaint Determinations – FY2005

| Statute | Merit | Settled | Settled Other | Dismissed | Withdrawn | Total Determinations |
|---------|-------|---------|---------------|-----------|-----------|----------------------|
| ACA | 0 | 0 | 0 | 0 | 0 | 0 |
| AHERA | 0 | 0 | 0 | 0 | 2 | 2 |
| AIR21 | 5 | 4 | 2 | 47 | 9 | 67 |
| CFPA | 0 | 0 | 0 | 0 | 0 | 0 |
| CPSIA | 0 | 0 | 0 | 0 | 0 | 0 |
| EPA | 1 | 3 | 3 | 45 | 4 | 56 |
| ERA | 1 | 2 | 7 | 39 | 5 | 54 |
| FRSA | 0 | 0 | 0 | 0 | 0 | 0 |
| FSMA | 0 | 0 | 0 | 0 | 0 | 0 |
| ISCA | 0 | 0 | 0 | 0 | 0 | 0 |
| NTSSA | 0 | 0 | 0 | 0 | 0 | 0 |
| OSHA | 23 | 224 | 47 | 760 | 146 | 1200 |
| PSIA | 0 | 0 | 0 | 4 | 1 | 5 |
| SOX | 8 | 9 | 20 | 193 | 38 | 268 |
| SPA | 0 | 0 | 0 | 0 | 0 | 0 |
| STAA | 3 | 27 | 8 | 182 | 30 | 250 |
| Total | 41 | 269 | 87 | 1270 | 235 | 1902 |

Complaint Determinations – FY2006

| Statute | Merit | Settled | Settled Other | Dismissed | Withdrawn | Total Determinations |
|---------|-------|---------|---------------|-----------|-----------|----------------------|
| ACA | 0 | 0 | 0 | 0 | 0 | 0 |
| AHERA | 0 | 0 | 0 | 0 | 1 | 1 |
| AIR21 | 0 | 1 | 2 | 49 | 4 | 56 |
| CFPA | 0 | 0 | 0 | 0 | 0 | 0 |
| CPSIA | 0 | 0 | 0 | 0 | 0 | 0 |
| EPA | 4 | 5 | 2 | 42 | 8 | 61 |
| ERA | 3 | 1 | 9 | 38 | 5 | 56 |
| FRSA | 0 | 0 | 0 | 0 | 0 | 0 |
| FSMA | 0 | 0 | 0 | 0 | 0 | 0 |
| ISCA | 0 | 0 | 0 | 0 | 0 | 0 |
| NTSSA | 0 | 0 | 0 | 0 | 0 | 0 |
| OSHA | 14 | 213 | 66 | 787 | 196 | 1276 |
| PSIA | 0 | 0 | 0 | 8 | 0 | 8 |
| SOX | 0 | 17 | 28 | 186 | 30 | 261 |
| SPA | 0 | 0 | 0 | 0 | 0 | 0 |
| STAA | 2 | 47 | 10 | 165 | 28 | 252 |
| Total | 23 | 284 | 117 | 1275 | 272 | 1971 |

| Complaint Determinations – FY2007 | | | | | | |
|--|--------------|----------------|----------------------|------------------|------------------|-----------------------------|
| Statute | Merit | Settled | Settled Other | Dismissed | Withdrawn | Total Determinations |
| ACA | 0 | 0 | 0 | 0 | 0 | 0 |
| AHERA | 0 | 0 | 0 | 1 | 0 | 1 |
| AIR21 | 1 | 6 | 2 | 30 | 8 | 47 |
| CFPA | 0 | 0 | 0 | 0 | 0 | 0 |
| CPSIA | 0 | 0 | 0 | 0 | 0 | 0 |
| EPA | 1 | 8 | 3 | 44 | 6 | 62 |
| ERA | 0 | 0 | 3 | 20 | 3 | 26 |
| FRSA | 0 | 0 | 0 | 0 | 0 | 0 |
| FSMA | 0 | 0 | 0 | 0 | 0 | 0 |
| ISCA | 0 | 0 | 0 | 0 | 0 | 0 |
| NTSSA | 0 | 0 | 0 | 0 | 0 | 0 |
| OSHA | 14 | 190 | 58 | 766 | 176 | 1204 |
| PSIA | 0 | 0 | 0 | 2 | 0 | 2 |
| SOX | 0 | 13 | 30 | 172 | 31 | 246 |
| SPA | 0 | 0 | 0 | 0 | 0 | 0 |
| STAA | 2 | 44 | 16 | 182 | 29 | 273 |
| Total | 18 | 261 | 112 | 1217 | 253 | 1861 |

| Complaint Determinations – FY2008 | | | | | | |
|--|--------------|----------------|----------------------|------------------|------------------|-----------------------------|
| Statute | Merit | Settled | Settled Other | Dismissed | Withdrawn | Total Determinations |
| ACA | 0 | 0 | 0 | 0 | 0 | 0 |
| AHERA | 0 | 0 | 0 | 1 | 0 | 1 |
| AIR21 | 2 | 8 | 2 | 50 | 5 | 67 |
| CFPA | 0 | 0 | 0 | 0 | 0 | 0 |
| CPSIA | 0 | 0 | 0 | 0 | 0 | 0 |
| EPA | 1 | 6 | 3 | 38 | 6 | 54 |
| ERA | 0 | 1 | 4 | 24 | 2 | 31 |
| FRSA | 1 | 2 | 0 | 13 | 2 | 18 |
| FSMA | 0 | 0 | 0 | 0 | 0 | 0 |
| ISCA | 0 | 0 | 0 | 0 | 0 | 0 |
| NTSSA | 0 | 0 | 0 | 7 | 0 | 7 |
| OSHA | 14 | 202 | 45 | 830 | 227 | 1318 |
| PSIA | 0 | 0 | 0 | 1 | 0 | 1 |
| SOX | 0 | 15 | 27 | 130 | 24 | 196 |
| SPA | 0 | 0 | 0 | 0 | 0 | 0 |
| STAA | 3 | 94 | 14 | 186 | 30 | 327 |
| Total | 21 | 328 | 95 | 1280 | 296 | 2020 |

| Complaint Determinations – FY2009 | | | | | | |
|--|-------|---------|---------------|-----------|-----------|----------------------|
| Statute | Merit | Settled | Settled Other | Dismissed | Withdrawn | Total Determinations |
| ACA | 0 | 0 | 0 | 0 | 0 | 0 |
| AHERA | 0 | 0 | 0 | 2 | 1 | 3 |
| AIR21 | 15 | 6 | 4 | 48 | 6 | 79 |
| CFPA | 0 | 0 | 0 | 0 | 0 | 0 |
| CPSIA | 0 | 1 | 0 | 4 | 0 | 5 |
| EPA | 0 | 3 | 4 | 42 | 1 | 50 |
| ERA | 1 | 0 | 10 | 34 | 3 | 48 |
| FRSA | 9 | 2 | 2 | 31 | 11 | 55 |
| FSMA | 0 | 0 | 0 | 0 | 0 | 0 |
| ISCA | 0 | 0 | 0 | 0 | 0 | 0 |
| NTSSA | 0 | 1 | 2 | 8 | 3 | 14 |
| OSHA | 22 | 210 | 55 | 726 | 187 | 1200 |
| PSIA | 0 | 0 | 1 | 0 | 1 | 2 |
| SOX | 3 | 12 | 29 | 127 | 35 | 206 |
| SPA | 0 | 0 | 0 | 0 | 0 | 0 |
| STAA | 7 | 42 | 9 | 199 | 24 | 281 |
| Total | 57 | 277 | 116 | 1221 | 272 | 1943 |

| Complaint Determinations – FY2010 | | | | | | |
|--|-------|---------|---------------|-----------|-----------|----------------------|
| Statute | Merit | Settled | Settled Other | Dismissed | Withdrawn | Total Determinations |
| ACA | 0 | 0 | 0 | 1 | 0 | 1 |
| AHERA | 0 | 1 | 1 | 5 | 0 | 7 |
| AIR21 | 1 | 5 | 8 | 49 | 3 | 66 |
| CFPA | 0 | 0 | 0 | 0 | 0 | 0 |
| CPSIA | 0 | 1 | 0 | 5 | 0 | 6 |
| EPA | 0 | 5 | 4 | 24 | 2 | 35 |
| ERA | 0 | 1 | 6 | 21 | 9 | 37 |
| FRSA | 8 | 12 | 14 | 69 | 16 | 119 |
| FSMA | 0 | 0 | 0 | 0 | 0 | 0 |
| ISCA | 0 | 0 | 0 | 0 | 0 | 0 |
| NTSSA | 1 | 1 | 1 | 10 | 2 | 15 |
| OSHA | 24 | 244 | 66 | 672 | 177 | 1183 |
| PSIA | 0 | 0 | 0 | 2 | 0 | 2 |
| SOX | 3 | 17 | 21 | 141 | 27 | 209 |
| SPA | 0 | 0 | 0 | 0 | 0 | 0 |
| STAA | 8 | 25 | 17 | 183 | 42 | 275 |
| Total | 45 | 312 | 138 | 1182 | 278 | 1955 |

Complaint Determinations – FY2011

| Statute | Merit | Settled | Settled Other | Dismissed | Kick-Out | Withdrawn | Total Determinations |
|--------------|-----------|------------|---------------|-------------|-----------|------------|----------------------|
| ACA | 0 | 0 | 0 | 6 | 0 | 5 | 11 |
| AHERA | 0 | 0 | 0 | 2 | N/A | 0 | 2 |
| AIR21 | 0 | 3 | 8 | 33 | N/A | 8 | 52 |
| CFPA | 0 | 0 | 0 | 1 | 0 | 1 | 2 |
| CPSIA | 0 | 0 | 0 | 0 | 0 | 1 | 1 |
| EPA | 1 | 5 | 3 | 22 | N/A | 3 | 34 |
| ERA | 0 | 4 | 6 | 24 | 0 | 6 | 40 |
| FRSA | 16 | 13 | 23 | 77 | 9 | 30 | 168 |
| FSMA | 0 | 1 | 2 | 1 | 0 | 0 | 4 |
| ISCA | 0 | 0 | 0 | 1 | N/A | 0 | 1 |
| NTSSA | 0 | 2 | 2 | 8 | 1 | 0 | 13 |
| OSHA | 23 | 314 | 74 | 696 | N/A | 178 | 1285 |
| PSIA | 0 | 0 | 0 | 2 | N/A | 1 | 3 |
| SOX | 2 | 7 | 30 | 93 | 9 | 15 | 156 |
| SPA | 0 | 0 | 0 | 0 | 0 | 0 | 0 |
| STAA | 6 | 51 | 9 | 144 | 4 | 30 | 244 |
| Total | 48 | 400 | 157 | 1110 | 23 | 278 | 2016 |

Complaint Determinations – FY2012

| Statute | Merit | Settled | Settled Other | Dismissed | Kick-Out | Withdrawn | Total Determinations |
|--------------|-----------|------------|---------------|-------------|-----------|------------|----------------------|
| ACA | 0 | 0 | 0 | 12 | 0 | 6 | 18 |
| AHERA | 0 | 0 | 1 | 4 | N/A | 0 | 5 |
| AIR21 | 2 | 4 | 3 | 54 | N/A | 4 | 67 |
| CFPA | 0 | 1 | 0 | 4 | 1 | 6 | 12 |
| CPSIA | 0 | 0 | 0 | 4 | 0 | 0 | 4 |
| EPA | 2 | 8 | 3 | 26 | N/A | 5 | 44 |
| ERA | 0 | 4 | 11 | 39 | 3 | 5 | 62 |
| FRSA | 14 | 18 | 37 | 221 | 31 | 50 | 371 |
| FSMA | 0 | 3 | 1 | 7 | 0 | 7 | 18 |
| ISCA | 0 | 0 | 0 | 0 | N/A | 0 | 0 |
| MAP21 | 0 | 0 | 0 | 0 | 0 | 0 | 0 |
| NTSSA | 0 | 0 | 3 | 8 | 0 | 1 | 12 |
| OSHA | 20 | 294 | 88 | 977 | N/A | 340 | 1717 |
| PSIA | 0 | 0 | 0 | 2 | N/A | 0 | 2 |
| SOX | 2 | 10 | 29 | 90 | 10 | 18 | 160 |
| SPA | 0 | 4 | 0 | 11 | 0 | 2 | 17 |
| STAA | 8 | 59 | 11 | 205 | 3 | 74 | 360 |
| Total | 48 | 406 | 187 | 1662 | 48 | 518 | 2869 |

Complaint Determinations – FY2013

| Statute | Merit | Settled | Settled Other | Dismissed | Kick-Out | Withdrawn | Total Determinations |
|--------------|-----------|------------|---------------|-------------|-----------|------------|----------------------|
| ACA | 0 | 0 | 0 | 7 | 0 | 4 | 11 |
| AHERA | 0 | 0 | 0 | 1 | N/A | 0 | 1 |
| AIR21 | 2 | 10 | 8 | 53 | N/A | 15 | 88 |
| CFPA | 0 | 4 | 1 | 8 | 2 | 5 | 20 |
| CPSIA | 0 | 0 | 0 | 0 | 3 | 1 | 4 |
| EPA | 3 | 6 | 8 | 40 | N/A | 12 | 69 |
| ERA | 2 | 0 | 11 | 28 | 2 | 7 | 50 |
| FRSA | 16 | 67 | 43 | 174 | 34 | 65 | 399 |
| FSMA | 0 | 4 | 5 | 21 | 2 | 9 | 41 |
| ISCA | 0 | 0 | 0 | 0 | N/A | 0 | 0 |
| MAP21 | 0 | 0 | 0 | 0 | 0 | 0 | 0 |
| NTSSA | 0 | 1 | 0 | 5 | 0 | 5 | 11 |
| OSHA | 40 | 369 | 201 | 921 | N/A | 416 | 1947 |
| PSIA | 0 | 0 | 0 | 5 | N/A | 1 | 6 |
| SOX | 2 | 9 | 29 | 141 | 24 | 44 | 249 |
| SPA | 0 | 1 | 1 | 1 | 1 | 0 | 4 |
| STAA | 9 | 56 | 26 | 191 | 5 | 85 | 372 |
| Total | 74 | 527 | 333 | 1596 | 73 | 669 | 3272 |

Complaint Determinations – FY2014

| Statute | Merit | Settled | Settled Other | Dismissed | Kick-Out | Withdrawn | Total Determinations |
|--------------|-----------|------------|---------------|-------------|-----------|------------|----------------------|
| ACA | 0 | 0 | 0 | 13 | 0 | 13 | 26 |
| AHERA | 0 | 0 | 1 | 2 | N/A | 0 | 3 |
| AIR21 | 0 | 10 | 11 | 48 | N/A | 28 | 97 |
| CFPA | 1 | 3 | 4 | 15 | 1 | 11 | 35 |
| CPSIA | 0 | 3 | 0 | 1 | 1 | 0 | 5 |
| EPA | 2 | 3 | 7 | 39 | N/A | 7 | 58 |
| ERA | 1 | 3 | 12 | 34 | 3 | 11 | 64 |
| FRSA | 28 | 27 | 31 | 213 | 47 | 56 | 402 |
| FSMA | 0 | 6 | 6 | 26 | 0 | 11 | 49 |
| ISCA | 0 | 0 | 0 | 0 | N/A | 0 | 0 |
| MAP21 | 0 | 0 | 2 | 1 | 1 | 1 | 5 |
| NTSSA | 1 | 1 | 2 | 12 | 2 | 6 | 24 |
| OSHA | 13 | 310 | 161 | 954 | N/A | 427 | 1865 |
| PSIA | 0 | 0 | 5 | 1 | N/A | 1 | 7 |
| SOX | 2 | 3 | 29 | 77 | 30 | 33 | 174 |
| SPA | 0 | 3 | 0 | 5 | 1 | 0 | 9 |
| STAA | 16 | 69 | 34 | 211 | 13 | 105 | 448 |
| Total | 64 | 441 | 305 | 1652 | 99 | 710 | 3271 |